



# Lecture 4

## Ray and Wave Propagation\*

Max Yan

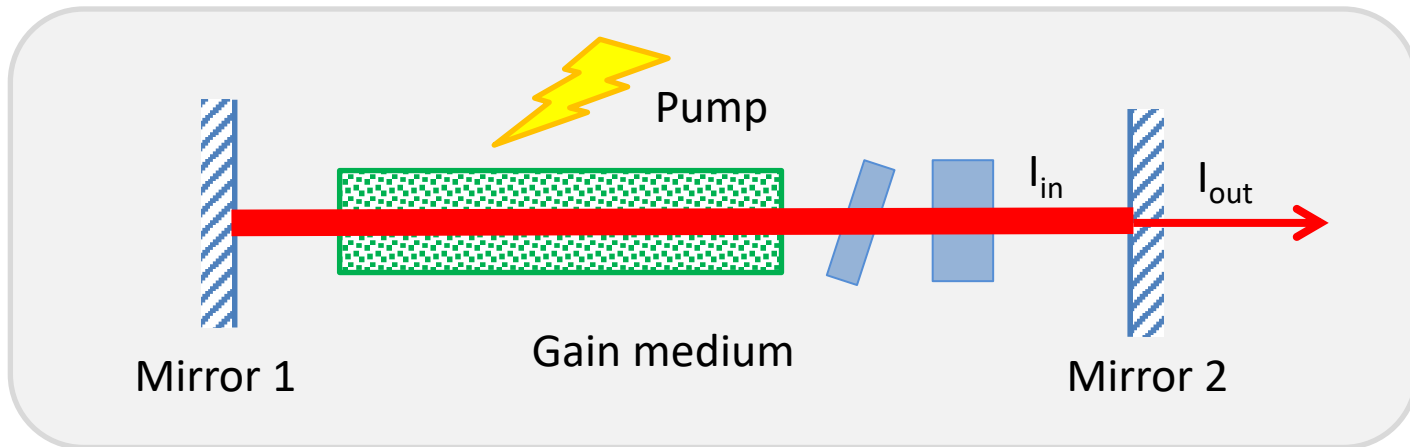
miya@kth.se

Photonics, KTH

# Reading

- *Principles of Lasers* (5th Ed.): Chapter 4.
- Skip: Subsection 4.5.2.
- Warning: Sections 4.6 and 4.7 can be mind-twisting.

# Laser



- Mathematical tool for ray/wave behavior (not yet in cavity)
- Single-interface refl./refr. (Brewster angle)
- Anti-reflection coating
- High-reflectivity dielectric mirrors
- Fabry-Pérot cavity

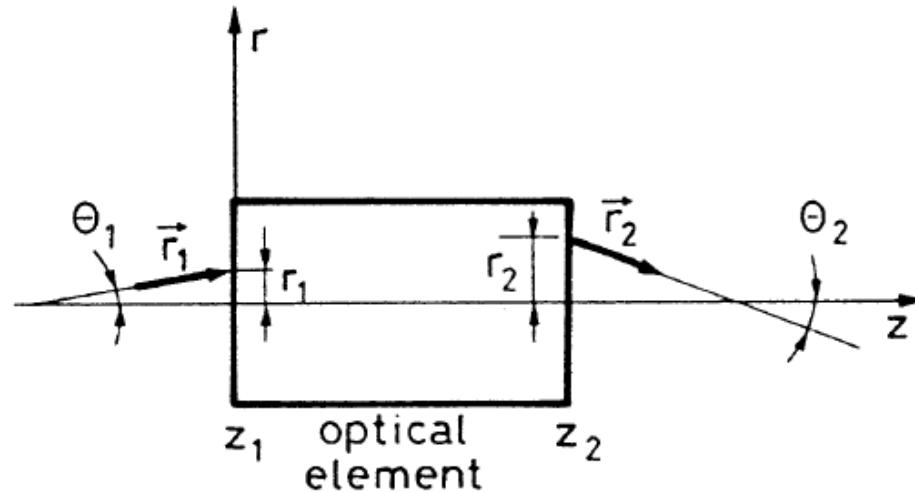
# Contents

Content	Time
1. ABCD matrix formulation	15'
2. Reflection and transmission - Single interface - Multiple interfaces	15'
3. Fabry-Pérot interferometer	15'
4. Diffraction optics	10'
5. Gaussian beams	25'
Total:	80'

# Contents

Content	Time
1. ABCD matrix formulation	15'
2. Reflection and transmission - Single interface - Multiple interfaces	15'
3. Fabry-Pérot interferometer	15'
4. Diffraction optics	10'
5. Gaussian beams	25'
Total:	80'

# Ray propagation



$$\begin{vmatrix} r_2 \\ r_2' \end{vmatrix} = \begin{vmatrix} A & B \\ C & D \end{vmatrix} \begin{vmatrix} r_1 \\ r_1' \end{vmatrix}$$

## Assumptions:

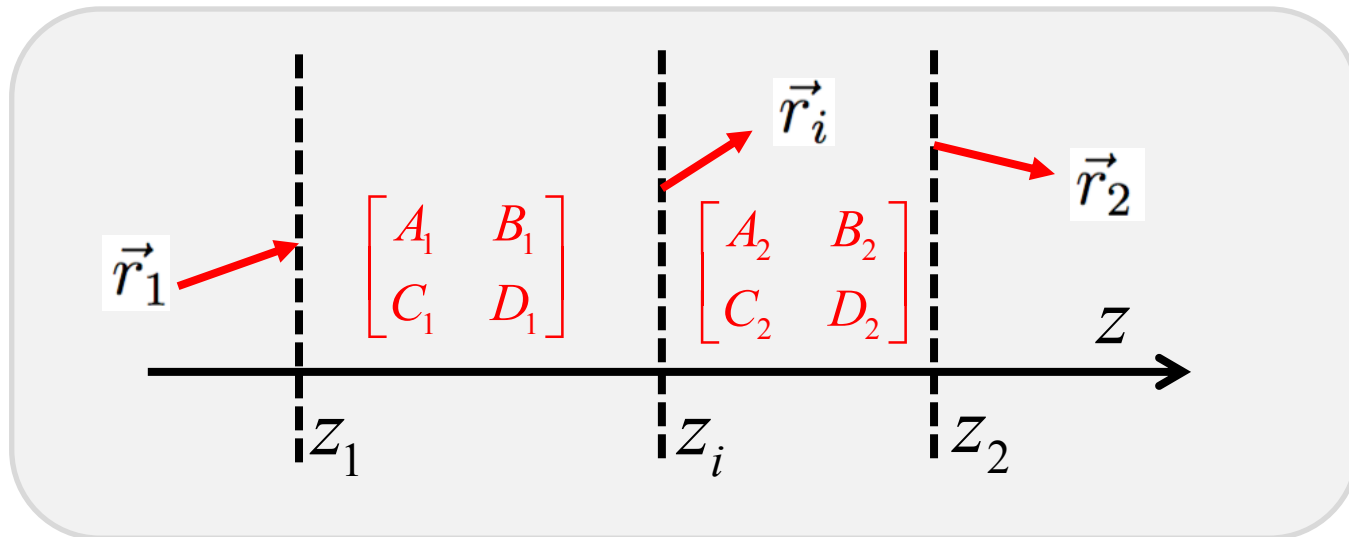
- Geometrical optics
- Paraxial propagation

# Common ray matrices

Free space propagation		$\begin{bmatrix} 1 & L/n \\ 0 & 1 \end{bmatrix}$
Thin lens		$\begin{bmatrix} 1 & 0 \\ -1/f & 1 \end{bmatrix}$
Spherical mirror		$\begin{bmatrix} 1 & 0 \\ -2/R & 1 \end{bmatrix}$
Spherical dielectric interface		$\begin{bmatrix} 1 & 0 \\ \frac{n_2 - n_1}{n_2} & \frac{1}{R} \frac{n_1}{n_2} \end{bmatrix}$

AD-BC=1

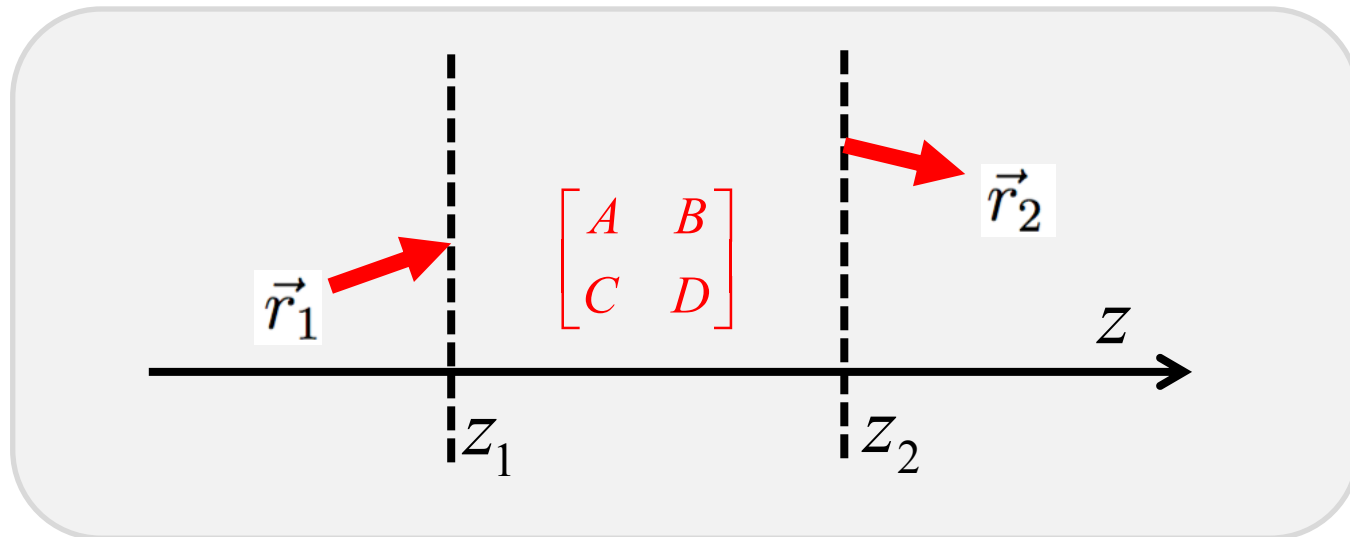
# Cascading of ABCDs



$$\begin{bmatrix} r_2 \\ r_2' \end{bmatrix} = \begin{bmatrix} A_2 & B_2 \\ C_2 & D_2 \end{bmatrix} \begin{bmatrix} A_1 & B_1 \\ C_1 & D_1 \end{bmatrix} \begin{bmatrix} r_1 \\ r_1' \end{bmatrix}$$

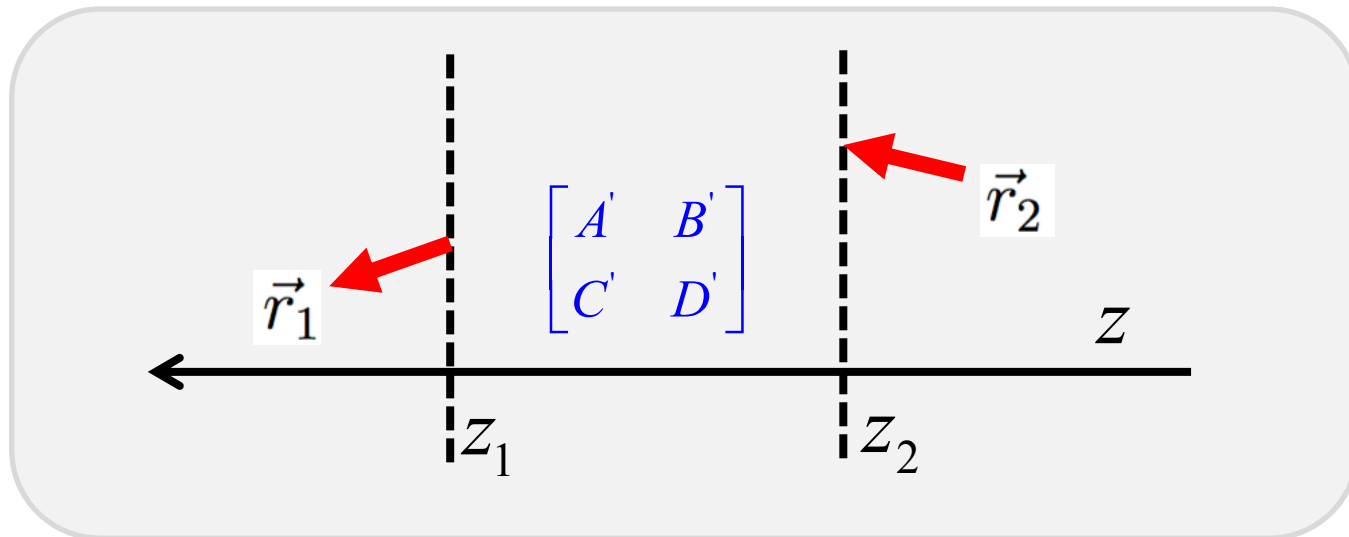


# Forward v.s. reverse propagation



$$\begin{bmatrix} r_2 \\ r_2' \end{bmatrix} = \begin{bmatrix} A & B \\ C & D \end{bmatrix} \begin{bmatrix} r_1 \\ r_1' \end{bmatrix}$$

# Forward v.s. reverse propagation

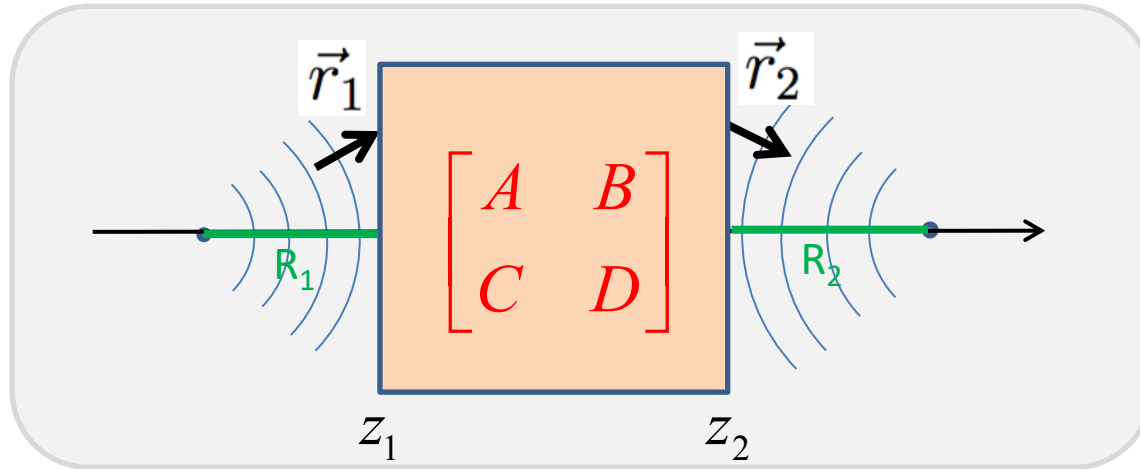


$$\begin{bmatrix} r_1 \\ r_1' \end{bmatrix} = \begin{bmatrix} A' & B' \\ C' & D' \end{bmatrix} \begin{bmatrix} r_2 \\ r_2' \end{bmatrix}$$

where,

$$\begin{bmatrix} A' & B' \\ C' & D' \end{bmatrix} = \begin{bmatrix} D & B \\ C & A \end{bmatrix}$$

# Spherical wave



$$r_2 = Ar_1 + Br'_1$$

$$r'_2 = Cr_1 + Dr'_1$$

$$r_1 = R_1 r'_1$$

$$r_2 = R_2 r'_2$$

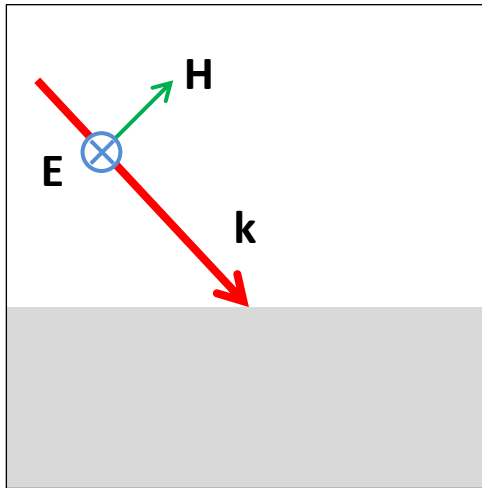
$$R_2 = \frac{AR_1 + B}{CR_1 + D}$$

# Contents

Content	Time
1. ABCD matrix formulation	15'
2. Reflection and transmission - Single interface - Multiple interfaces	15'
3. Fabry-Pérot interferometer	15'
4. Diffraction optics	10'
5. Gaussian beams	25'
Total:	80'

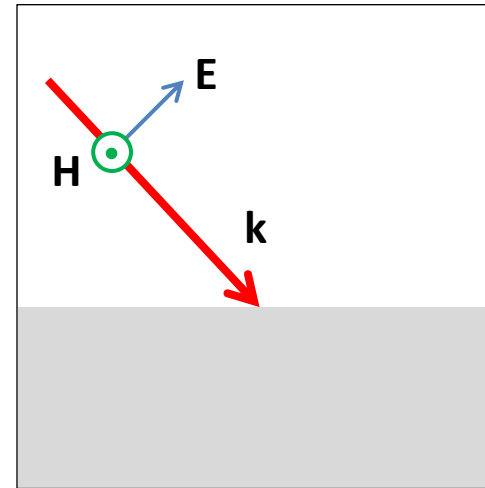
# Polarizations

**TE:** Transverse-electric



*s*-polarized

**TM:** Transverse-magnetic



*p*-polarized

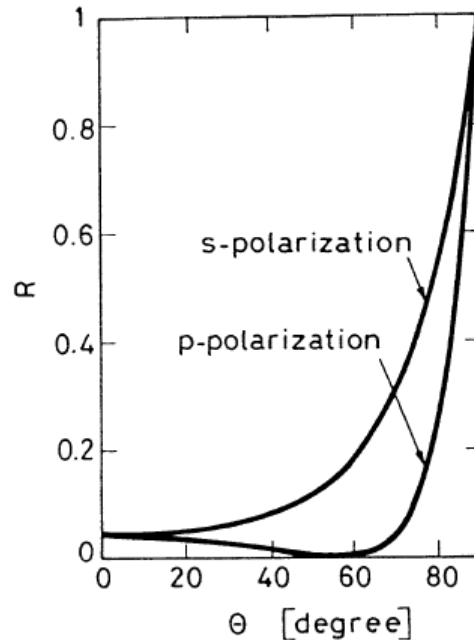
# Single dielectric interface

Normal incidence:

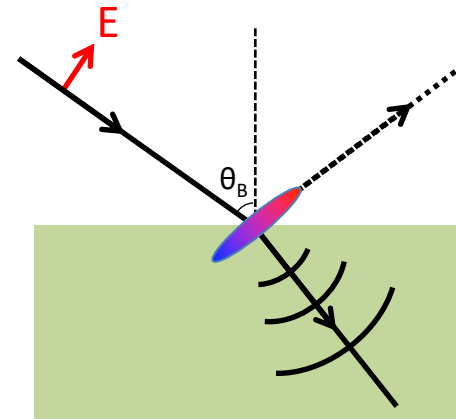
$$r_{12} = \frac{n_1 - n_2}{n_1 + n_2}$$

Oblique incidence:

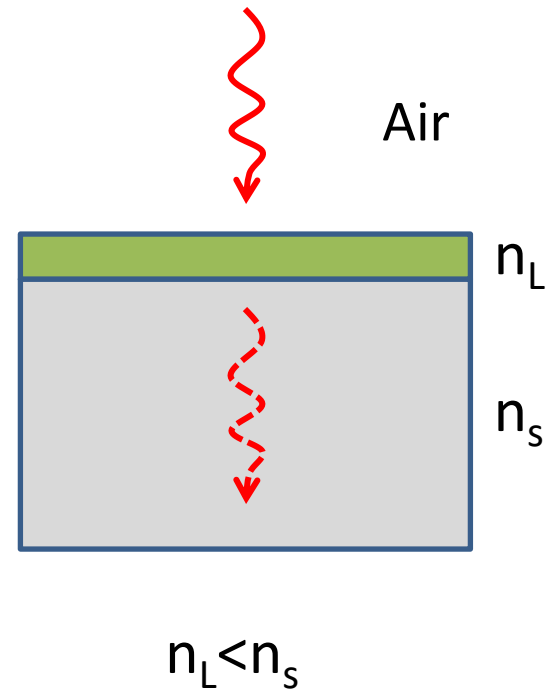
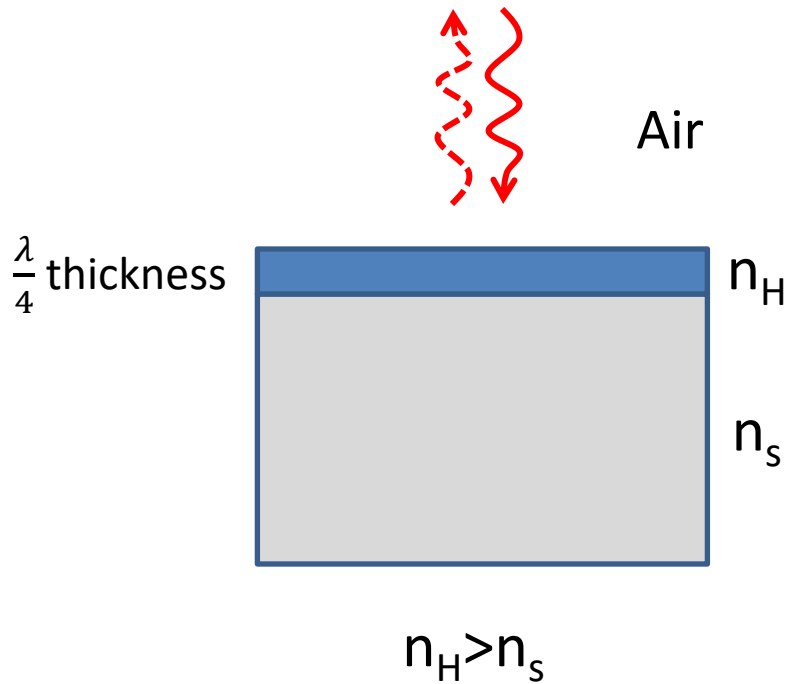
Angle- and polarization-dependent



- Possible  $\pi$  phase shift
- Brewster angle (bi-directional)

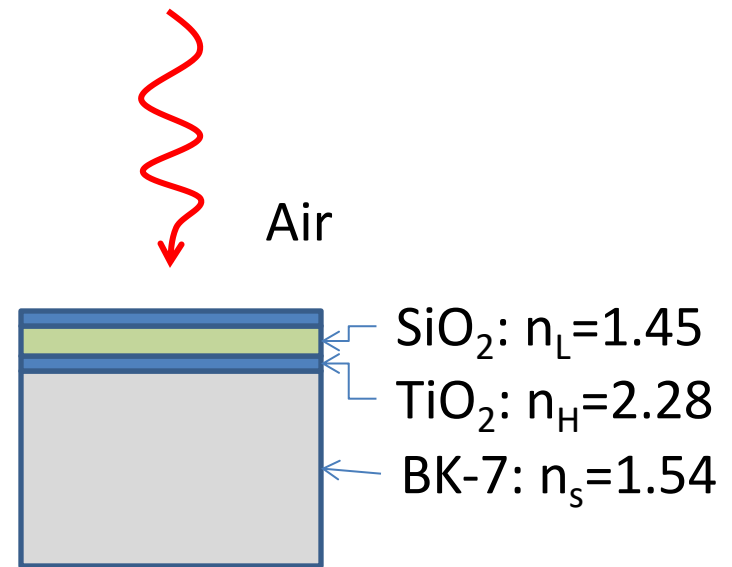
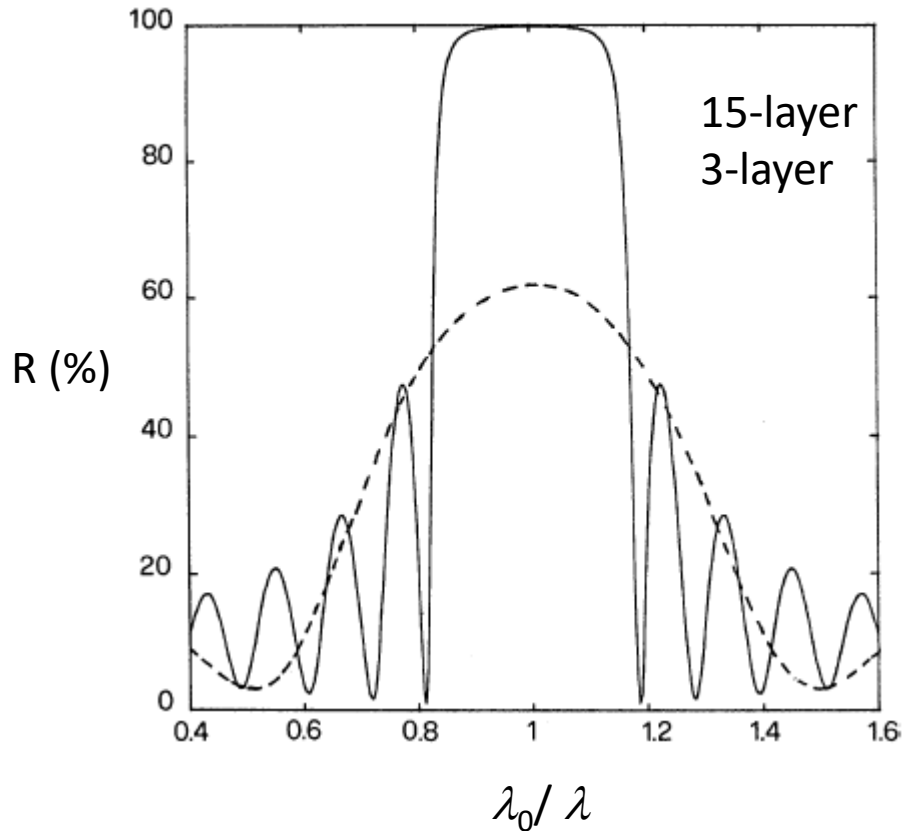


# 1 coating: “pro-” and anti-reflection



$R_{\min}$  occurs at  $n_L = \sqrt{n_s}$

# Multiple dielectric coatings




Quarter-wave stack



# Contents

Content	Time
1. ABCD matrix formulation	15'
2. Reflection and transmission - Single interface - Multiple interfaces	15'
3. Fabry-Pérot interferometer	15'
4. Diffraction optics	10'
5. Gaussian beams	25'
Total:	80'

# Fabry-Pérot interferometer

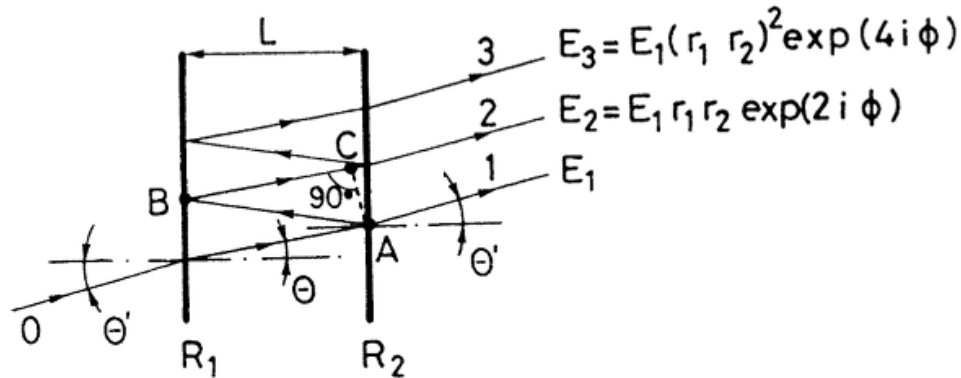


Etalon



FP interferometer

# Properties



$$E_1 = E_0 t_1 t_2 \exp(j\phi')$$

$$\phi = \frac{2\pi\nu}{c} L'$$

$$L' = n_r \frac{L}{\cos \theta}$$

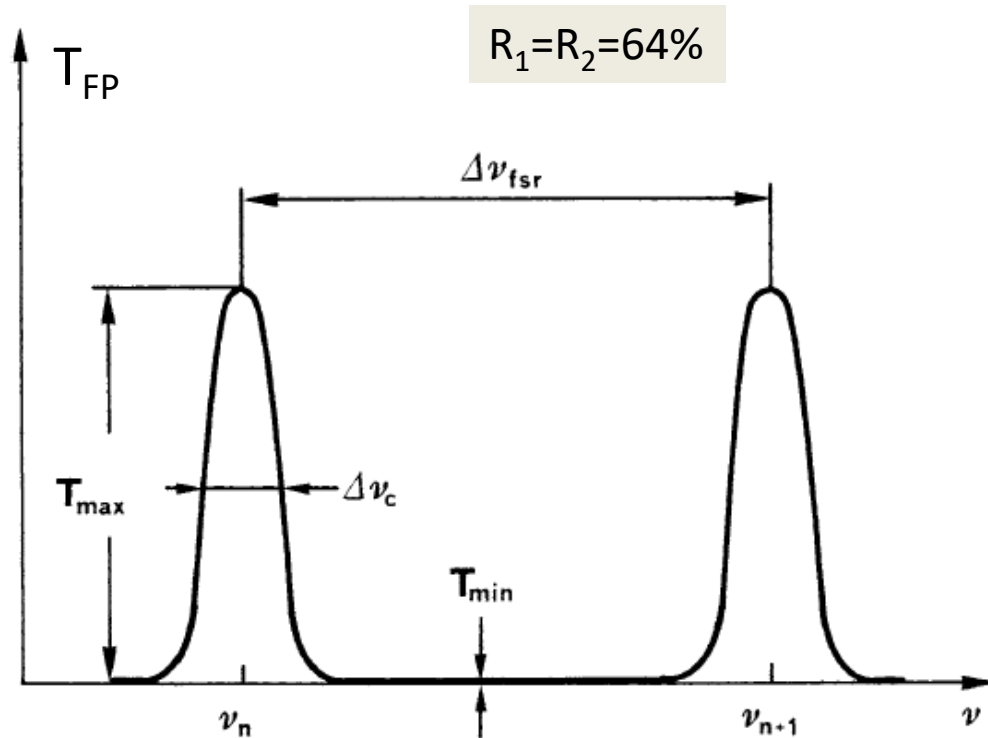
$$E_t = \sum_1^{\infty} E_l = [E_0 t_1 t_2 \exp(j\phi')] \sum_0^{\infty} (r_1 r_2)^m \exp(2mj\phi)$$

$$E_t = E_0 e^{j\phi'} \frac{t_1 t_2}{1 - (r_1 r_2) \exp(2j\phi)}$$

$$T_{FP} = |E_t|^2 / |E_0|^2$$

$$T_{FP} = \frac{(1 - R_1)(1 - R_2)}{[1 - (R_1 R_2)^{1/2}]^2 + 4(R_1 R_2)^{1/2} \sin^2 \phi}$$

# Properties



$$\nu_n = mc/2L'$$

$$\Delta\nu_{fsr} = c/2L'$$

$$T_{max} = \frac{(1 - R_1)(1 - R_2)}{[1 - (R_1R_2)^{1/2}]^2}$$

$$T_{min} = \frac{(1 - R_1)(1 - R_2)}{[1 + (R_1R_2)^{1/2}]^2}$$

$$\Delta\nu_c = \frac{c}{2L'} \frac{1 - (R_1R_2)^{1/2}}{\pi(R_1R_2)^{1/4}}$$

$$F = \Delta\nu_{fsr} / \Delta\nu_c$$

Finesse

$$T_{FP} = \frac{(1 - R_1)(1 - R_2)}{[1 - (R_1R_2)^{1/2}]^2 + 4(R_1R_2)^{1/2} \sin^2 \phi}$$

# Contents

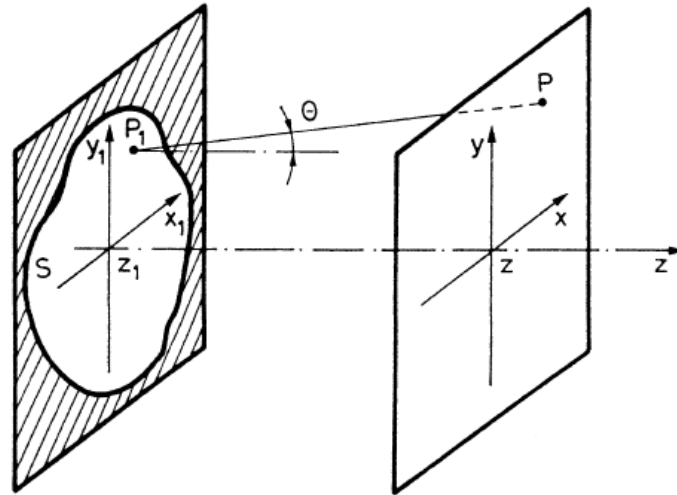
Content	Time
1. ABCD matrix formulation	15'
2. Reflection and transmission - Single interface - Multiple interfaces	15'
3. Fabry-Pérot interferometer	15'
4. Diffraction optics	10'
5. Gaussian beams	25'
Total:	80'

# Wave equation, diffraction optics

In a homogeneous medium

$$(\nabla^2 + k^2) \tilde{E}(x, y, z) = 0 \quad \tilde{E} \text{ is scalar}$$

**Problem:**



**Solution:**

$$\tilde{E}(x, y, z) = \frac{j}{\lambda} \iint_S \tilde{E}(x_1, y_1, z_1) \frac{\exp(-jkr)}{r} \cos \theta dx_1 dy_1$$

Fresnel-Kirchhoff integral (Huygen's principle)

# Paraxial beam

If propagation angle is small

$$\tilde{E}(x, y, z) = u(x, y, z) \exp(-jkz)$$

$u$  is slowly varying along  $z$  (i.e.  $d^2u/dz^2=0$ ), and satisfies

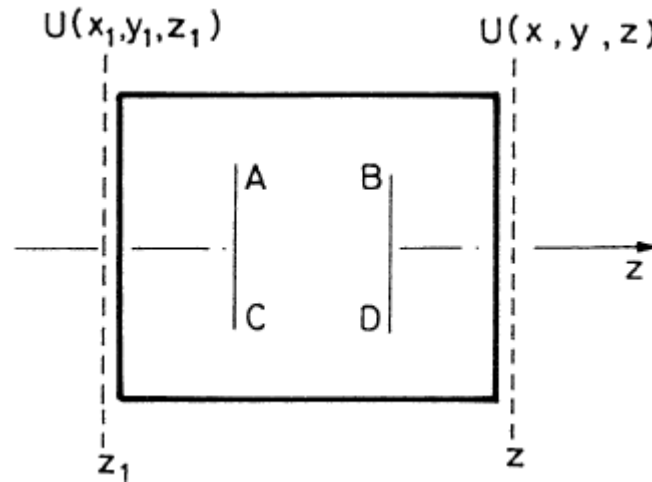
$$\nabla_{\perp}^2 u - 2jk \frac{\partial u}{\partial z} = 0$$

Paraxial wave equation

In integral form

$$u(x, y, z) = \frac{j}{\lambda L} \iint_S u(x_1, y_1, z_1) \exp \left[ -jk \frac{(x - x_1)^2 + (y - y_1)^2}{2L} \right] dx_1 dy_1$$

# Paraxial beam: ABCD system



$$u(x, y, z) = \frac{j}{B\lambda} \iint_S u(x_1, y_1, z_1) \exp \left[ -jk \frac{A(x_1^2 + y_1^2) + D(x^2 + y^2) - 2x_1x - 2y_1y}{2B} \right] dx_1 dy_1$$



# Contents

Content	Time
1. ABCD matrix formulation	15'
2. Reflection and transmission - Single interface - Multiple interfaces	15'
3. Fabry-Pérot interferometer	15'
4. Diffraction optics	10'
5. Gaussian beams	25'
Total:	80'

# Gaussian beam - derivation

Fresnel-Kirchoff integral form of wave propagation (general ABCD system)

$$u(x, y, z) = \frac{j}{B\lambda} \iint_S u(x_1, y_1, z_1) \exp \left[ -jk \frac{A(x_1^2 + y_1^2) + D(x^2 + y^2) - 2x_1x - 2y_1y}{2B} \right] dx_1 dy_1$$

One eigen-solution:  $u(x, y, z) \propto \exp \left( -jk \frac{x^2 + y^2}{2q} \right)$

$q(z)$ : complex beam parameter

**Proof:** If  $u(x_1, y_1, z_1) \propto \exp \left( -jk \frac{x_1^2 + y_1^2}{2q_1} \right)$

One has  $u(x, y, z) = \frac{1}{A + B/q_1} \exp \left( -jk \frac{x^2 + y^2}{2q} \right) \quad (\star)$

$$q = \frac{A q_1 + B}{C q_1 + D}$$

ABCD law of Gaussian beam propagation

# Electric field distribution

From u, one has E field:  $\tilde{E} \propto \exp \left[ -jk \left( z + \frac{x^2 + y^2}{2q} \right) \right]$

Complex beam parameter:

$$\frac{1}{q} = \frac{1}{R} - j \frac{\lambda}{\pi w^2}$$

Radius of curvature

Beam spot size

$$\tilde{E} \propto \exp \left( -\frac{x^2 + y^2}{w^2} \right) \exp \left[ -jk \left( z + \frac{x^2 + y^2}{2R} \right) \right]$$

Transverse pattern

Phase information

(paraboloid equiphase surface)

Evolutions of w and R are governed by ABCD law (slide before)

# Free-space case

$$A=D=1, C=0, B=z$$

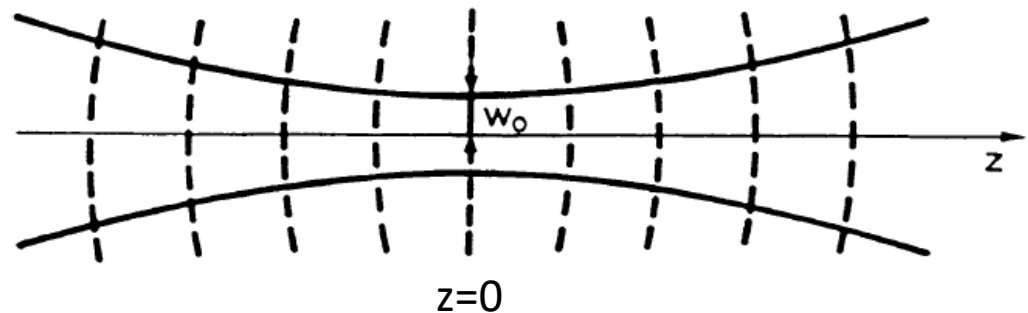
Assume  $R=\infty$  and  $w=w_0$  at  $z=0$  ( $q_1$  is known).

One can calculate  $q$  values (therefore  $R$  and  $w$ ) at all  $z$  coordinates.

$$w^2(z) = w_0^2 \left[ 1 + (z/z_R)^2 \right]$$

$$R(z) = z \left[ 1 + (z_R/z)^2 \right]$$

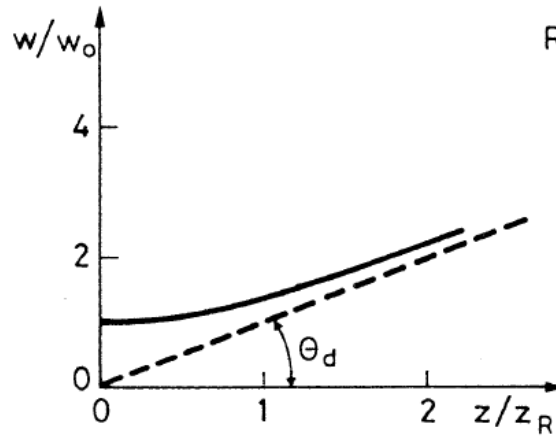
with  $z_R = \pi w_0^2 / \lambda$



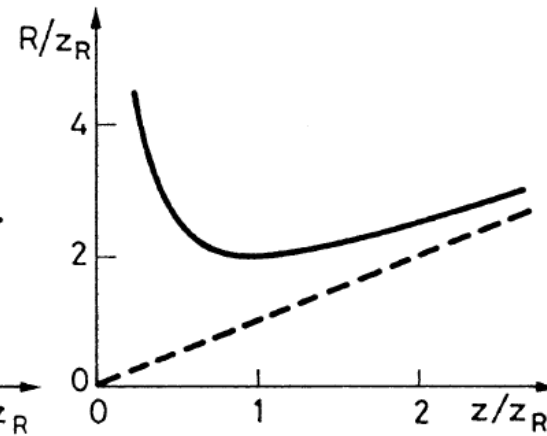
# w and R

$$\theta_d = \lambda / \pi w_0$$

Diffraction angle



(a)

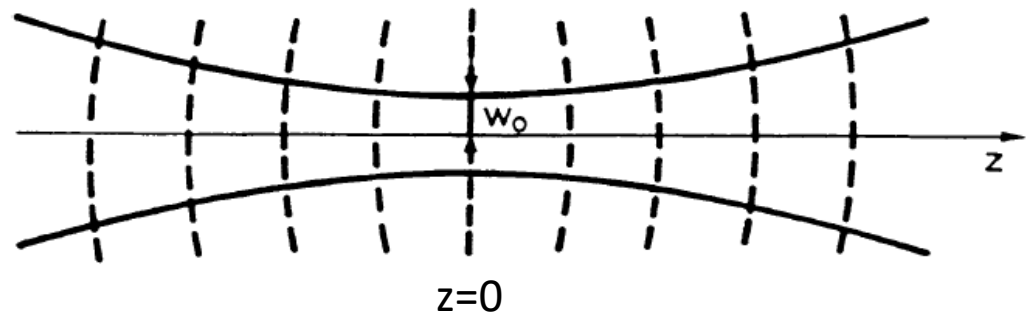


(b)

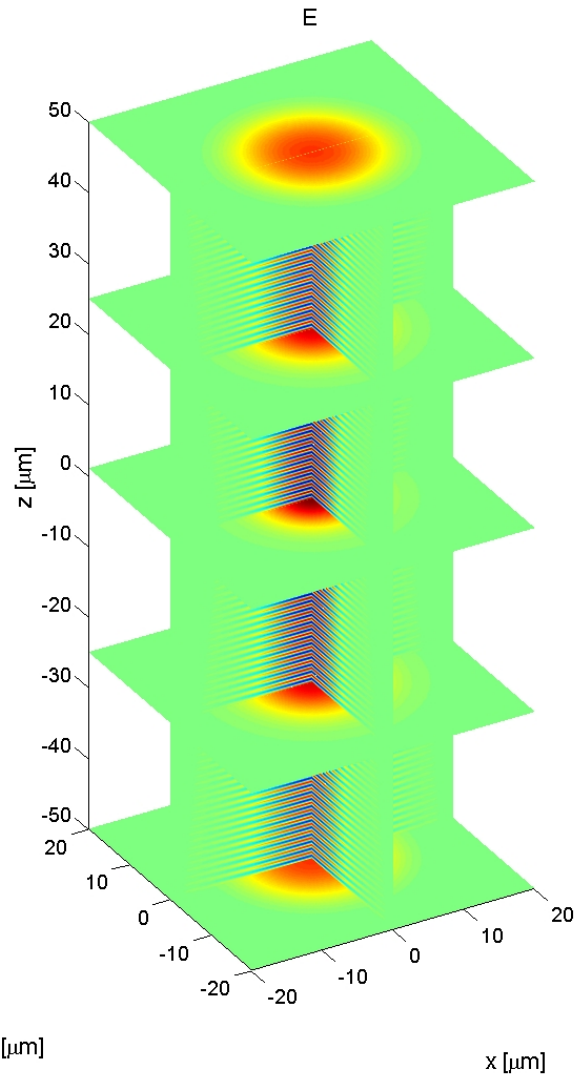
$$w^2(z) = w_0^2 [1 + (z/z_R)^2]$$

$$R(z) = z [1 + (z_R/z)^2]$$

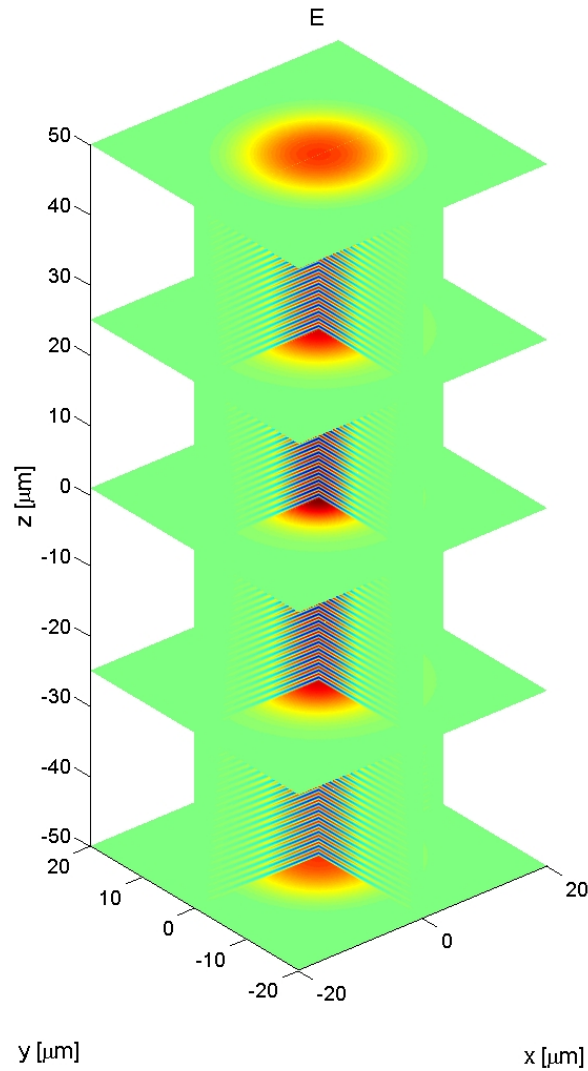
with  $z_R = \pi w_0^2 / \lambda$



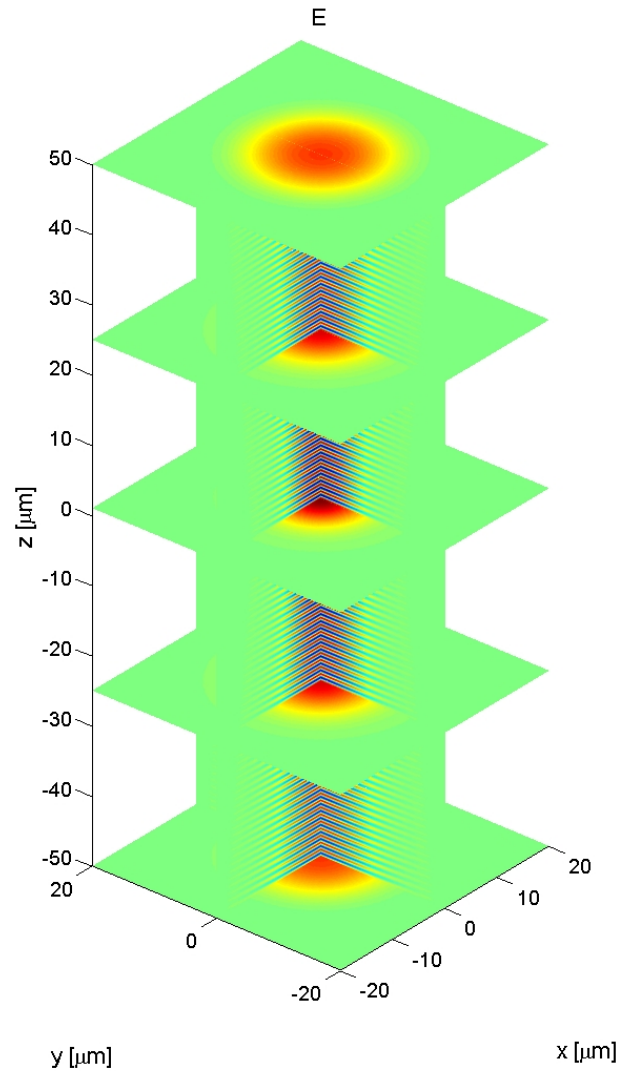
# Lowest-order mode: TEM<sub>00</sub>



# Lowest-order mode: TEM<sub>00</sub>

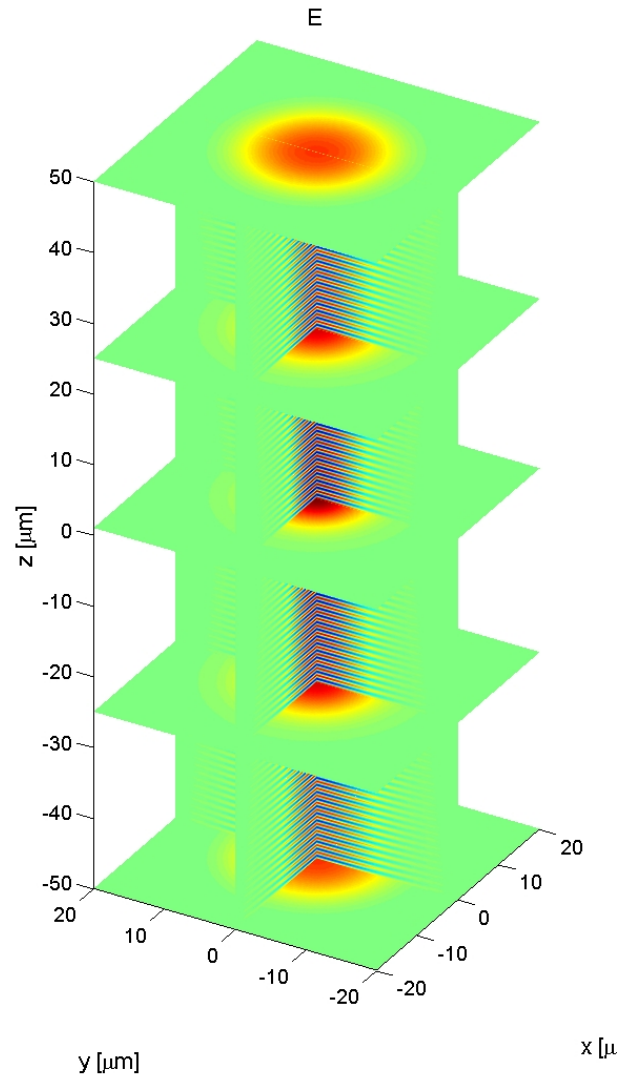


# Lowest-order mode: TEM<sub>00</sub>

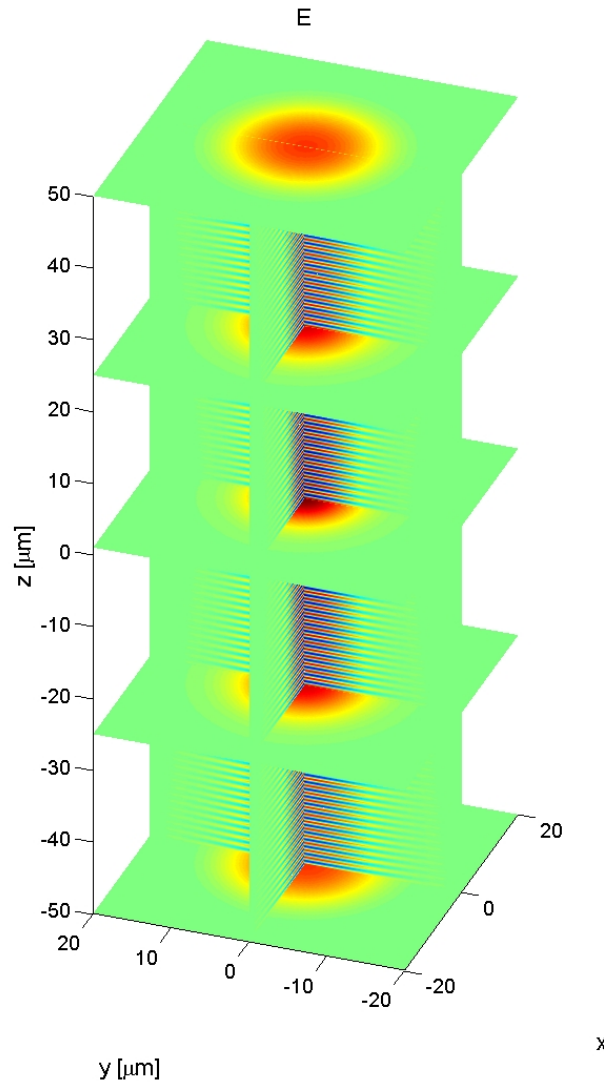




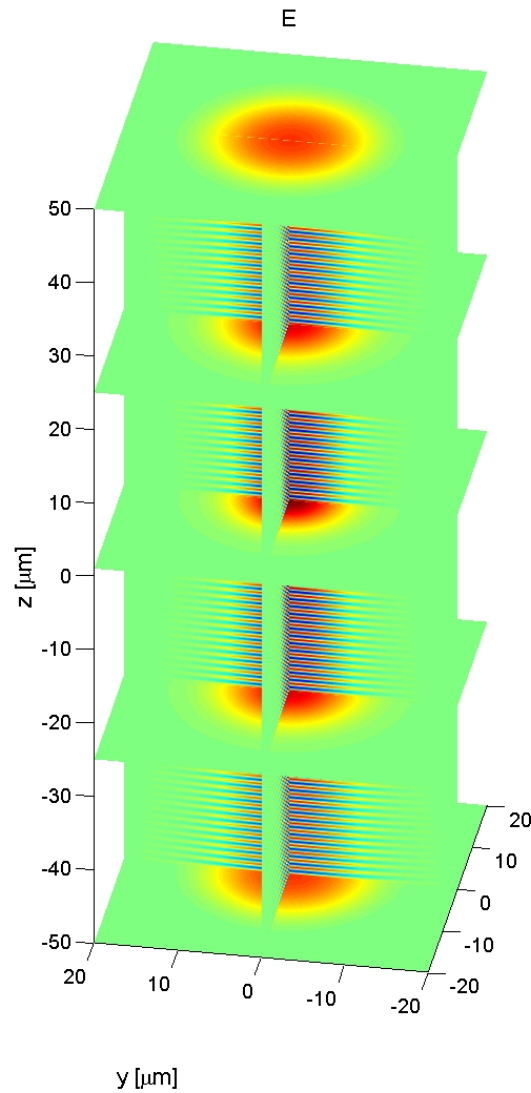
# Lowest-order mode: TEM<sub>00</sub>



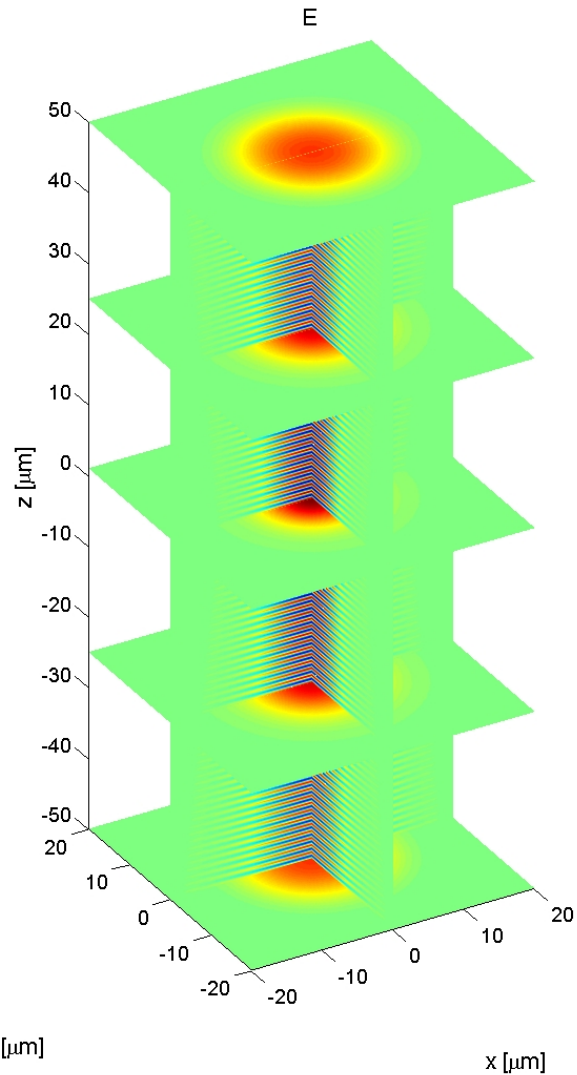
# Lowest-order mode: TEM<sub>00</sub>



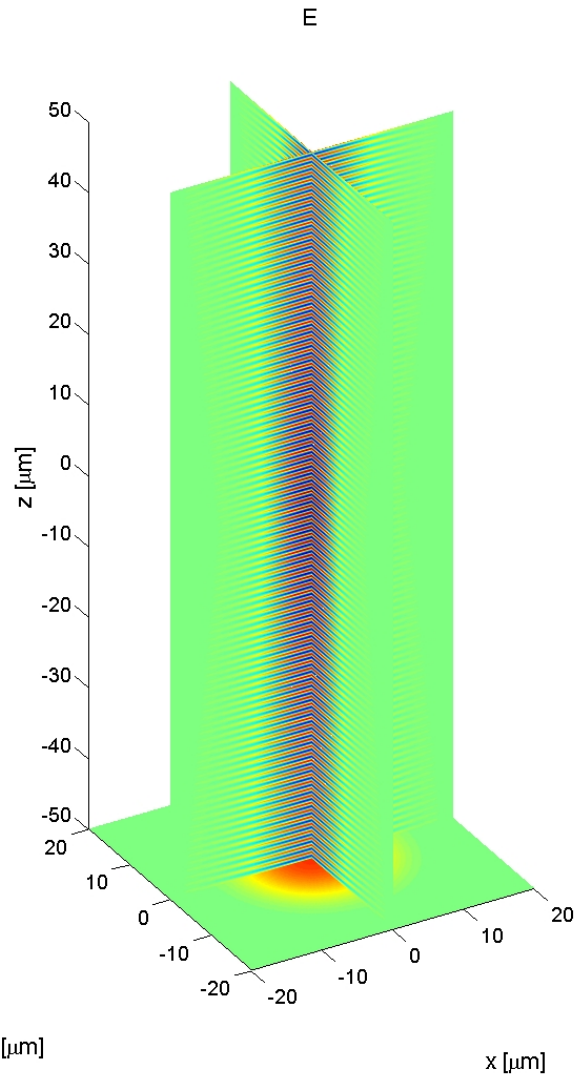
# Lowest-order mode: TEM<sub>00</sub>



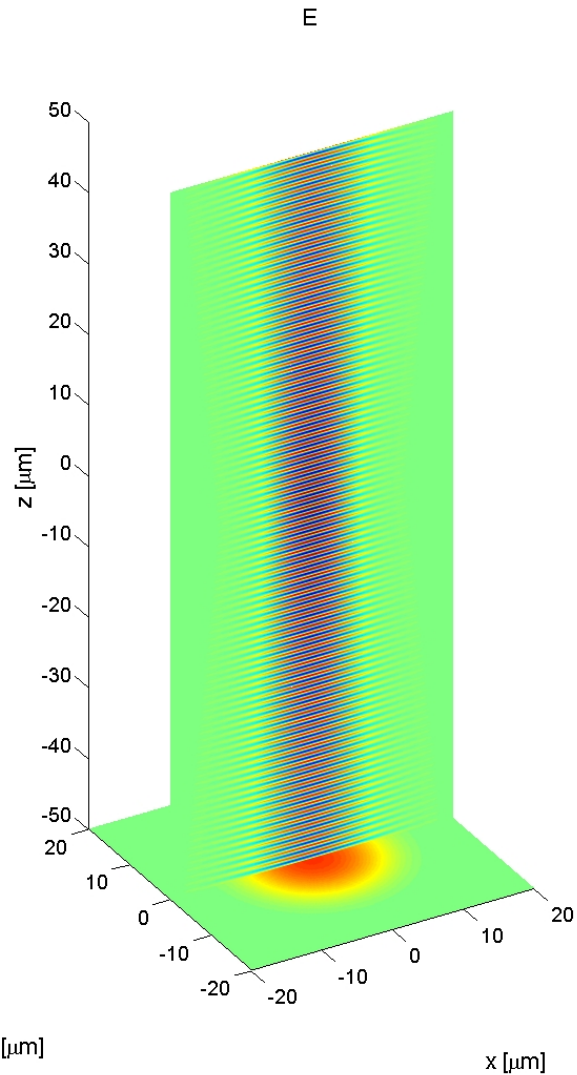
# Lowest-order mode: TEM<sub>00</sub>



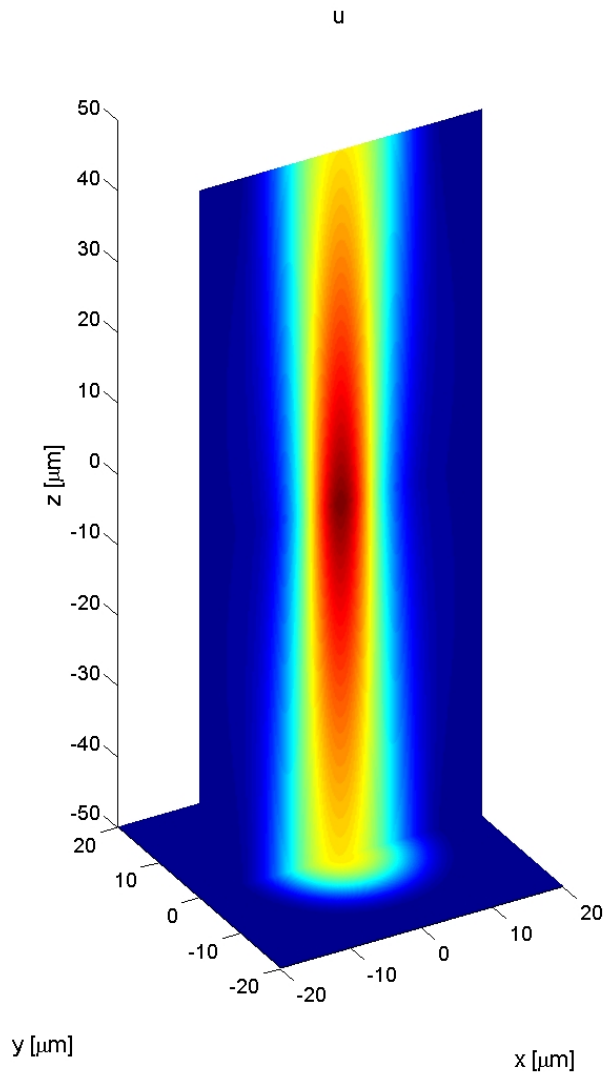
# Lowest-order mode: TEM<sub>00</sub>



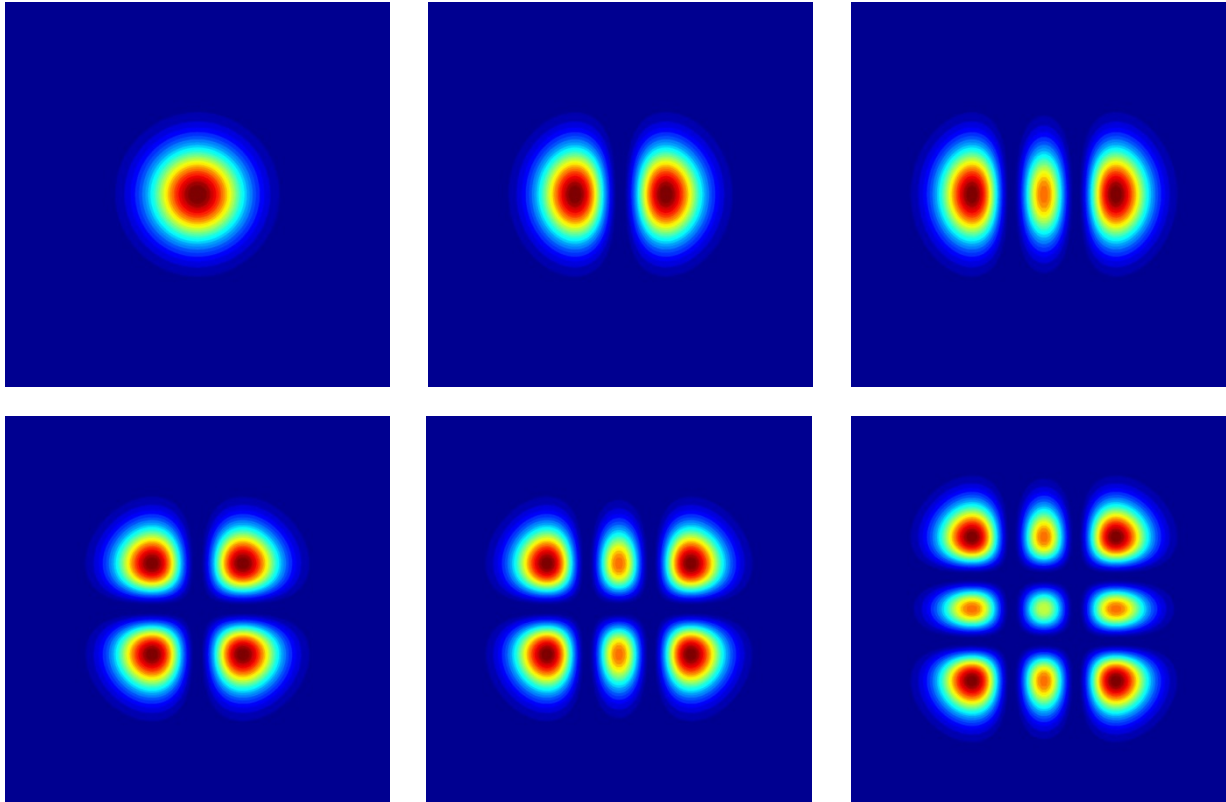
# Lowest-order mode: TEM<sub>00</sub>



# Lowest-order mode: TEM<sub>00</sub>



# High-order modes

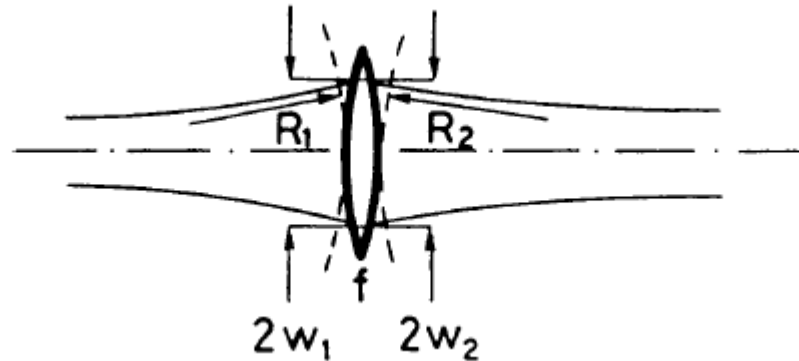


$$u_{l,m}(x, y, z) = (w/w_0) H_l [2^{1/2}x/w] H_m [2^{1/2}y/w] \exp [-(x^2 + y^2) / w^2] \\ \times \exp \{-j [k (x^2 + y^2) / 2R] + j(1 + l + m)\phi\}$$



# ABCD law for Gaussian beams

A test for a thin lens



$$A=1, B=0$$
$$C=-1/f, D=1$$

$$\frac{1}{q_2} = \frac{C + (D/q_1)}{A + (B/q_1)}$$

$$\frac{1}{q_2} = -\frac{1}{f} + \frac{1}{q_1}$$

$$w_2 = w_1$$
$$\frac{1}{R_2} = \frac{1}{R_1} - \frac{1}{f}$$

# Contents

Content	Time
1. ABCD matrix formulation	15'
2. Reflection and transmission - Single interface - Multiple interfaces	15'
3. Fabry-Pérot interferometer	15'
4. Diffraction optics	10'
5. Gaussian beams	25'
Total:	80'